



**BioImaging  
North America**

# 2023

## ANNUAL REPORT


In 2018, BioImaging North America (BINA) was established with the goal of creating a supportive and inclusive community of bioimaging scientists. BINA has continued to grow as a network of scientists and partners from all sectors of the imaging and microscopy community across North America. The BINA community is focused on delivering quality educational resources, strengthening career opportunities through training and exchange of experience, and advocating for and providing resources for the production of high quality, reproducible, quantitative imaging data.

2023 was an exciting year for BINA. The joint LABIxBINA 2023 event was held in Morelos State, Mexico with discussions centered on improving and increasing bioimaging capacities across the Americas and Caribbean region while promoting coordination and integration with the global bioimaging community. Additional 2023 highlights include: the introduction of the Scientific and Career Speakers Series, the continuation of exchange of experience events held throughout the year, and many professional development opportunities granted to members. Two new BINA working groups (Builders and Early Career) are also underway with exciting plans on the horizon for 2024.

# 2023

## KEY FIGURES

### 8 Working Groups

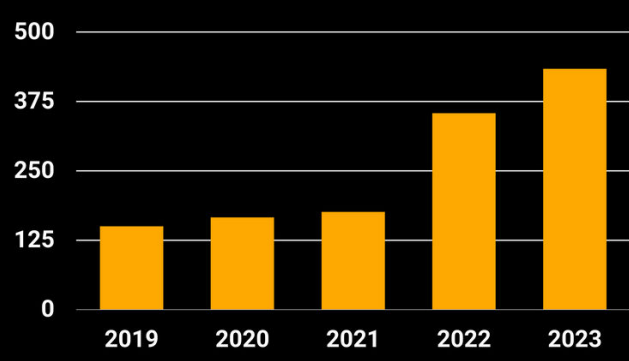


- Builders **NEW**
- Communications
- Corporate Partners
- Diversity,Equity&Inclusion
- Early Career **NEW**
- Image Informatics
- Quality Control and Data Mgmt
- Training and Education



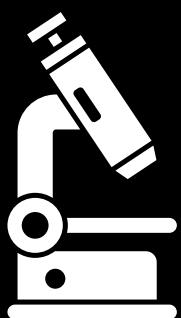
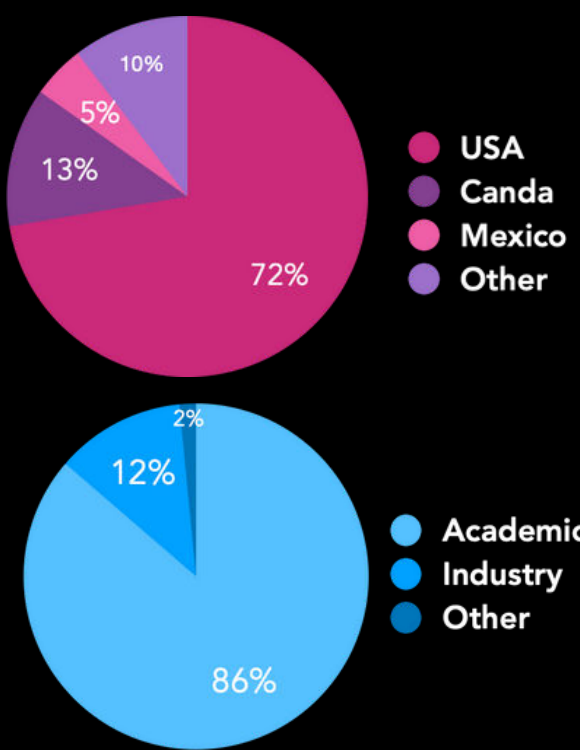
**1250+**  
Members

### New Membership Growth



**130**  
Professional  
Development  
participants

### Membership Demographics



**201**  
Core  
Facilities



# 2023

## HIGHLIGHTS

1st Anniversary:  
Exchange of Experience  
Virtual Group [🔗](#)

1st Anniversary:  
Expansion Microscopy  
User Group [🔗](#)

LABixBINA:  
Bioimaging  
Across the  
Americas [🔗](#)

BINA@ASCB [🔗](#)

Scientific  
Speaker Series [🔗](#)  
&  
Career  
Speaker Series [🔗](#)

AIMM  
User  
Group  
Started [🔗](#)

Halfway  
to 12K [🔗](#)

JAN

FEB

MAR

APR

MAY

JUN

JUL

AUG

SEP

OCT

NOV

DEC

Lattice  
Lightsheet  
User Group  
Started [🔗](#)

DEI  
Community  
Conversation [🔗](#)

Image Contest [🔗](#)  
Winners  
Announced

Pop-Up EoE  
After ABRF [🔗](#)

Early [🔗](#)  
Working Group  
Community  
Conversation

METROLOGY  
SUITCASE  
PROGRAM [🔗](#)

EXCHANGE  
OF  
EXPERIENCE  
PROGRAM [🔗](#)

PROFESSIONAL  
DEVELOPMENT  
PROGRAM [🔗](#)

# Thank You Funders and Sponsors!

**Chan  
Zuckerberg  
Initiative** 

This project has been made possible in part by a grant from the Chan Zuckerberg Initiative DAF, an advised fund of Silicon Valley Community Foundation

## PLATINUM



## GOLD



**CONNECT  
WITH US**

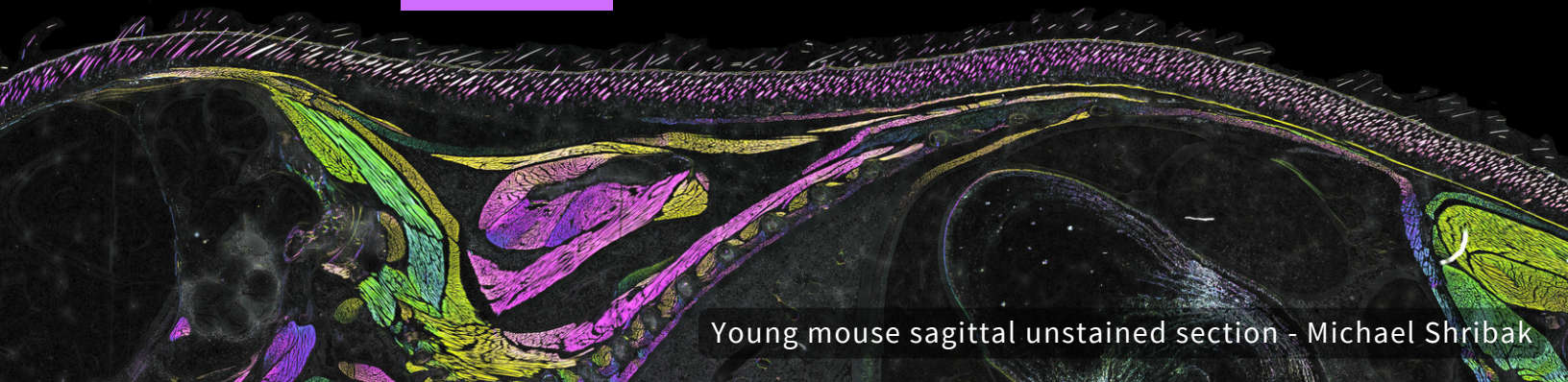


Join BINA: [bioimagingnorthamerica.org/join](https://bioimagingnorthamerica.org/join)

E-mail: [contact@bioimagingna.org](mailto:contact@bioimagingna.org)

X (Twitter): [@BioimagingNA](https://twitter.com/BioimagingNA)

You can also find us on [LinkedIn](#), [YouTube](#), and [Slack](#)



Young mouse sagittal unstained section - Michael Shribak