



# ANNUAL REPORT

# 2022

Prepared by Christina Moore and the BINA Communications Working Group

BioImaging North America (BINA) was formally established in 2018 with a mission to create an inclusive and supportive community of bioimaging scientists to share, advance, and succeed together. Comprised of a network of scientists and partners spanning all sectors of the imaging and microscopy community across North America, BINA aims to foster inclusive and collaborative research, information-sharing, and mentorship.

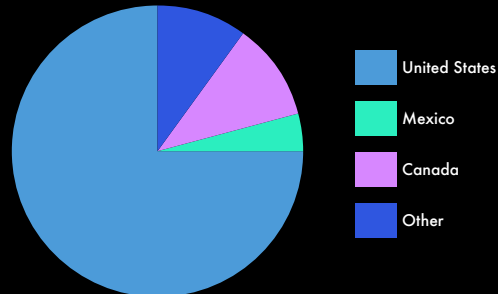
In 2022, BINA continued to grow its community by offering and supporting workshops, professional development opportunities, training programs, and resources and tools provided by the efforts of the working groups. 2022 culminated in the first BINA Community Congress and laid the foundation for another year of connecting, empowering, and unifying the bioimaging community to further advance science.

# 2022 KEY FIGURES

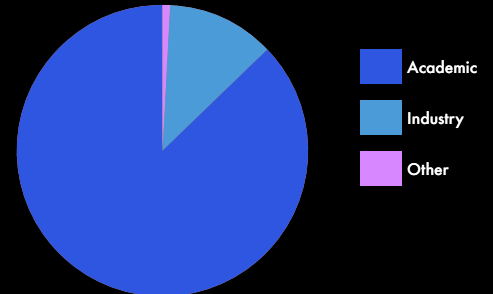


**840+**  
members

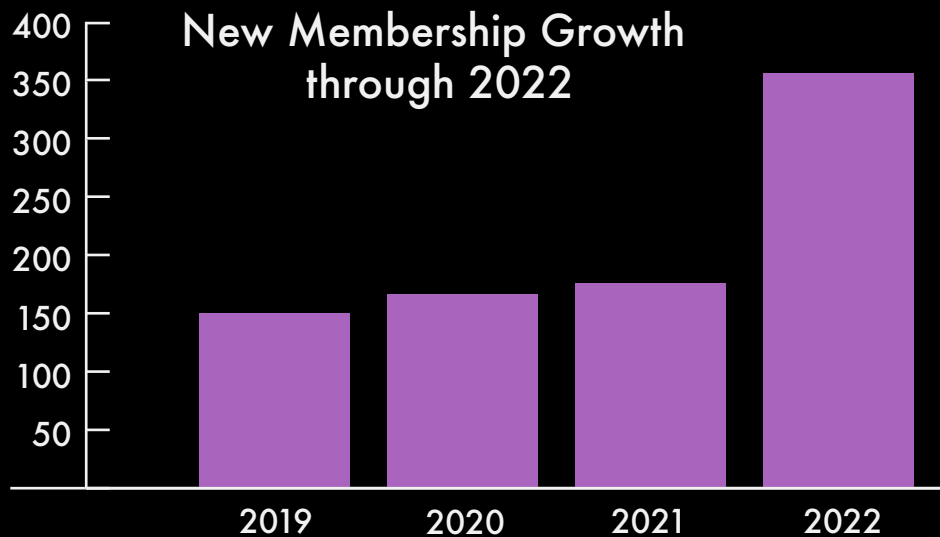
By Region



By Role



New Membership Growth  
through 2022



**6**


**working  
groups**

Communications  
Corporate Partners  
Diversity, Equity, and Inclusion  
Image Informatics  
Quality Control and Data Management  
Training and Education



**189**

**core  
facilities**

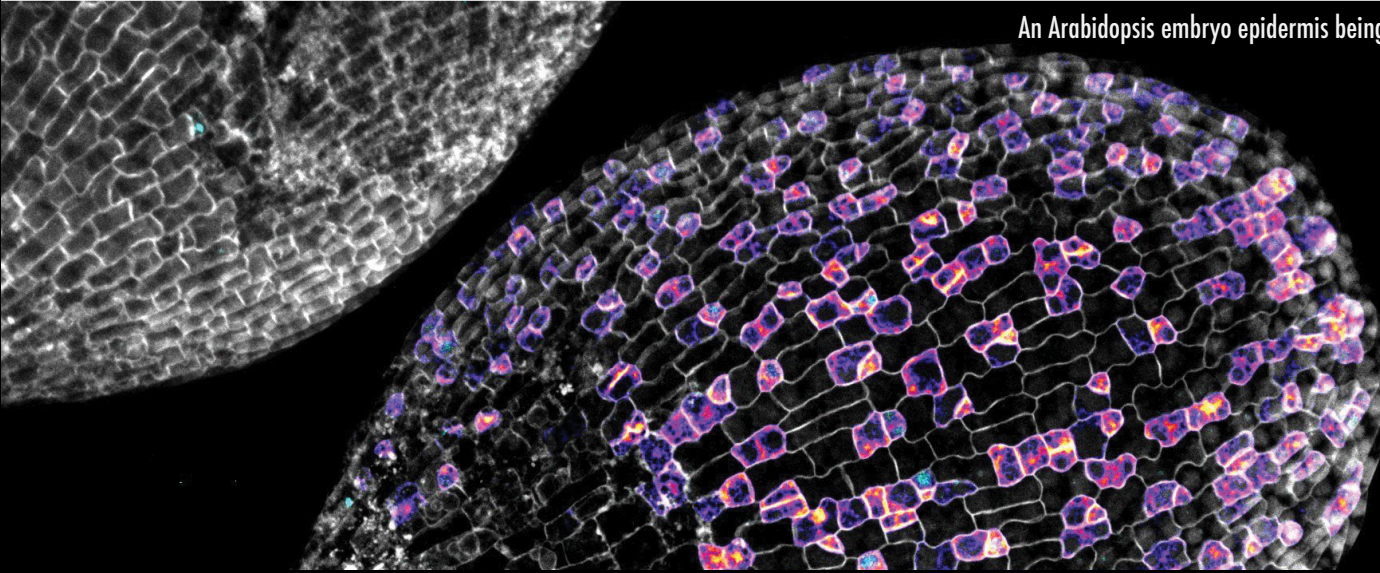


**70+**

**members received  
professional  
development  
support**

Dinosaur bone - Michael Shribak





# 2022 HIGHLIGHTS



QCDM WG  
Community  
Conversation



Launch  
of New BINA  
Website



I2K:  
From Images  
to Knowledge  
Conference



Core Facility  
Leadership and  
Mgmt Training



1<sup>st</sup> BINA  
Community  
Congress



JAN

FEB

MAR

APR

MAY

JUN

JUL

AUG

SEP

OCT

NOV

DEC



Infrastructure  
Grants  
Workshop



Launch of  
MicroscopyDB  
Website



2<sup>nd</sup> Annual  
BINA Image  
Contest



Monthly  
Exchange of  
Experience  
Groups 

Professional  
Development  
Program  
Opportunities 


Metrology  
Suitcase  
Pilot Program  
Launched 

# THANK YOU

**Chan  
Zuckerberg  
Initiative** 

This project has been made possible in part by a grant from the Chan Zuckerberg Initiative DAF, an advised fund of Silicon Valley Community Foundation

## Platinum Sponsors



**MicroscopeHeaters.Com**  
KEEPING CELLS ALIVE  
*A DIGITAL PIXEL BRAND*



**YOKOGAWA** 

Co-innovating tomorrow™



VisiTech international  
Vision Technology for Science



Seeing beyond



**3i** Intelligent  
Imaging  
Innovations

## Gold Sponsors

**Connect  
With  
Us**

Join BINA: [bioimagingnorthamerica.org/join](http://bioimagingnorthamerica.org/join)

E-mail: [contact@bioimagingna.org](mailto:contact@bioimagingna.org)

Twitter: @BioimagingNA

You can also find us on LinkedIn, YouTube, and Slack